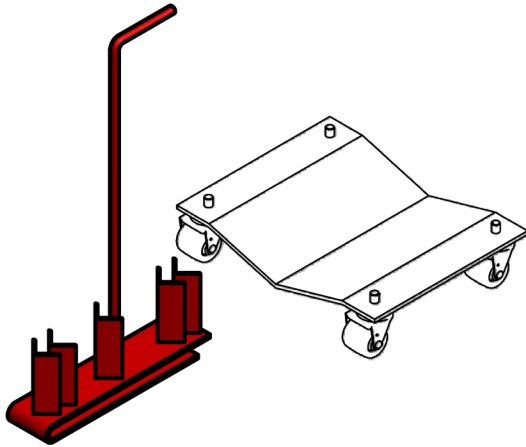


# Rolling Rack Assembly

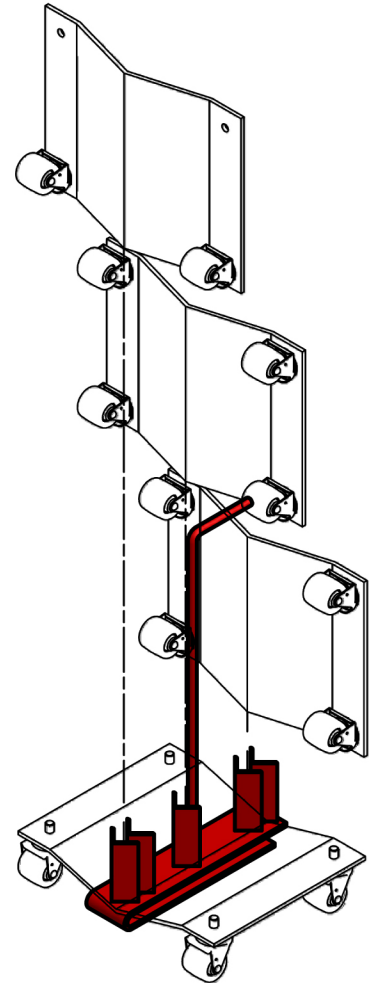
**1.**

Place Mobile Dolly Carrier onto one of the Auto Dollies. This will provide mobility.



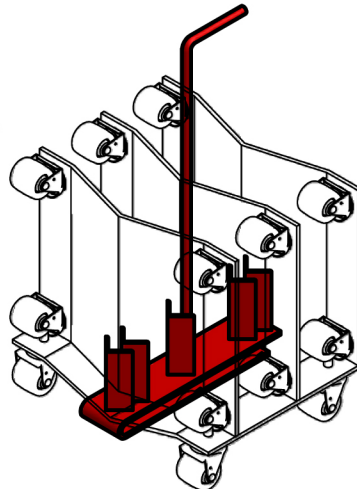
**2.**

Place remaining Auto Dollies on Mobile Dolly Carrier making sure the "Vee" nestles against the cleats.



**3.**

Auto Dollies are now ready to be stowed. Reverse procedure to use Auto Dollies.



## STOP

1. TAKE CAUTION ROLLING ON ROUGH SURFACES AND EXPANSION JOINTS. TIPPING MAY OCCUR!

2. IF FOR ANY REASON PARTS ARE MISSING DUE TO SHIPPING PLEASE CALL:  
1-800-568-7423 EXT 188