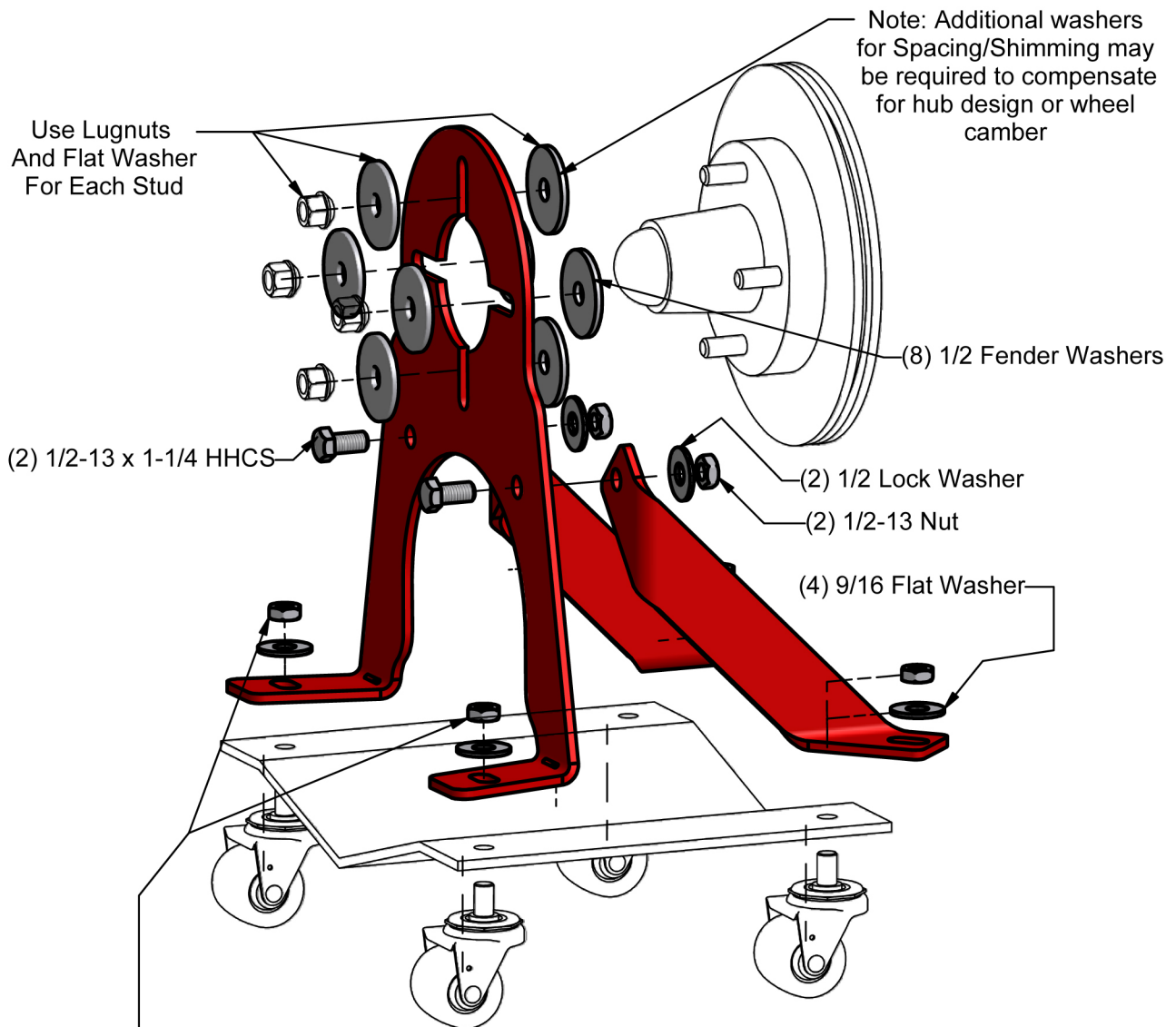


4-Bolt Roll Around Assembly



Remove Current (Nut & Lock Washer 4x)
Install Hub Support Adaptor Kit
Reinstall Nuts And Washers Provided With Kit (As Shown)
NOTE: Install all bolts loosely, and tighten sequentially until all bolts are tight. Do not over-tighten, see note below.

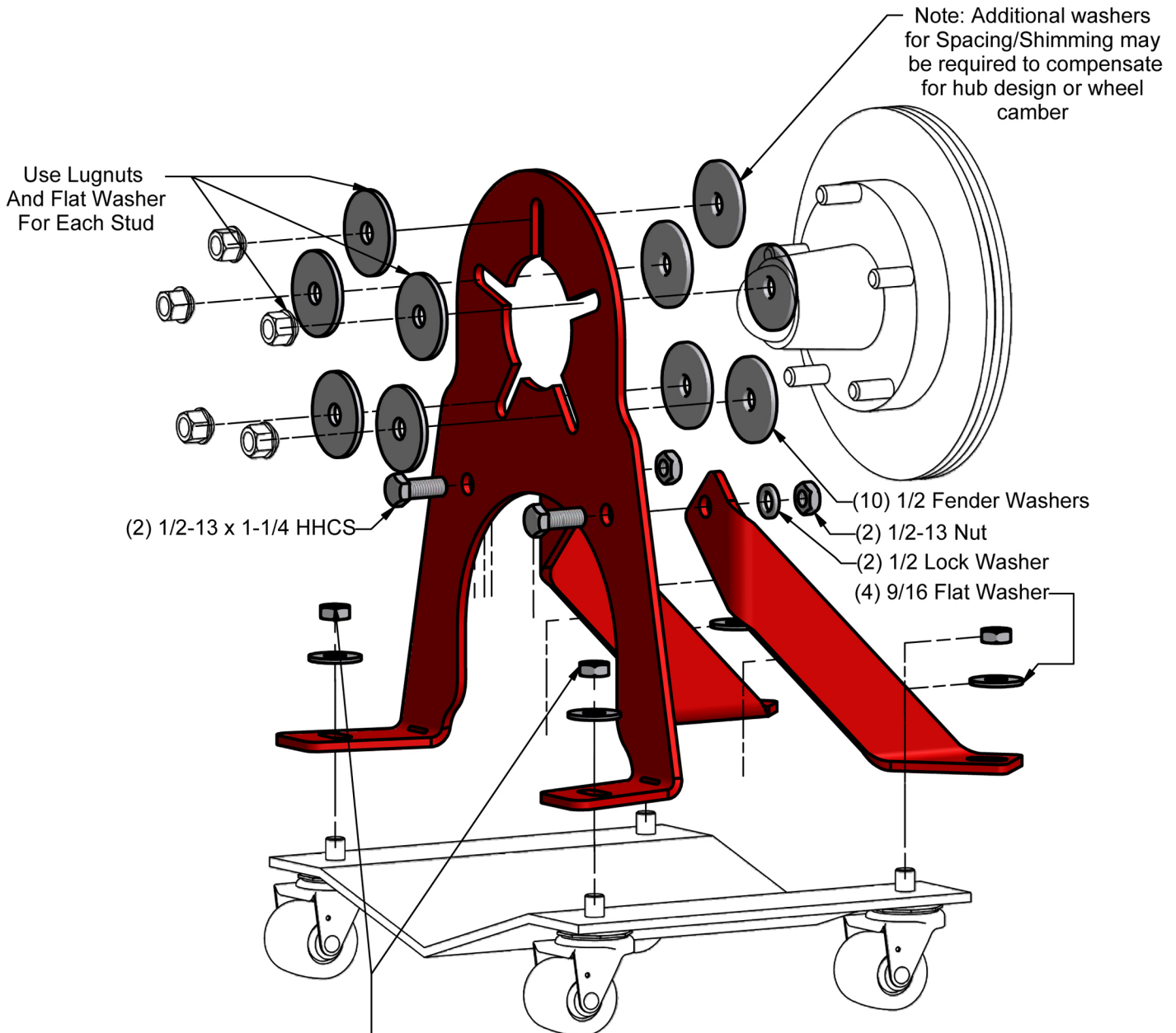
DO NOT OVER-TIGHTEN BOLTS! DOING SO WILL RESTRICT CASTER MOVEMENT!



STOP

1. TAKE CAUTION ROLLING ON ROUGH SURFACES AND EXPANSION JOINTS. TIPPING MAY OCCUR! LOCK AXLES WHENEVER POSSIBLE
2. IF FOR ANY REASON PARTS ARE MISSING DUE TO SHIPPING PLEASE CALL:
1-800-568-7423 EXT 188

5-Bolt Roll Around Assembly



NOTE: Install all bolts loosely, and tighten sequentially until all bolts are tight. Do not over-tighten, see note below.

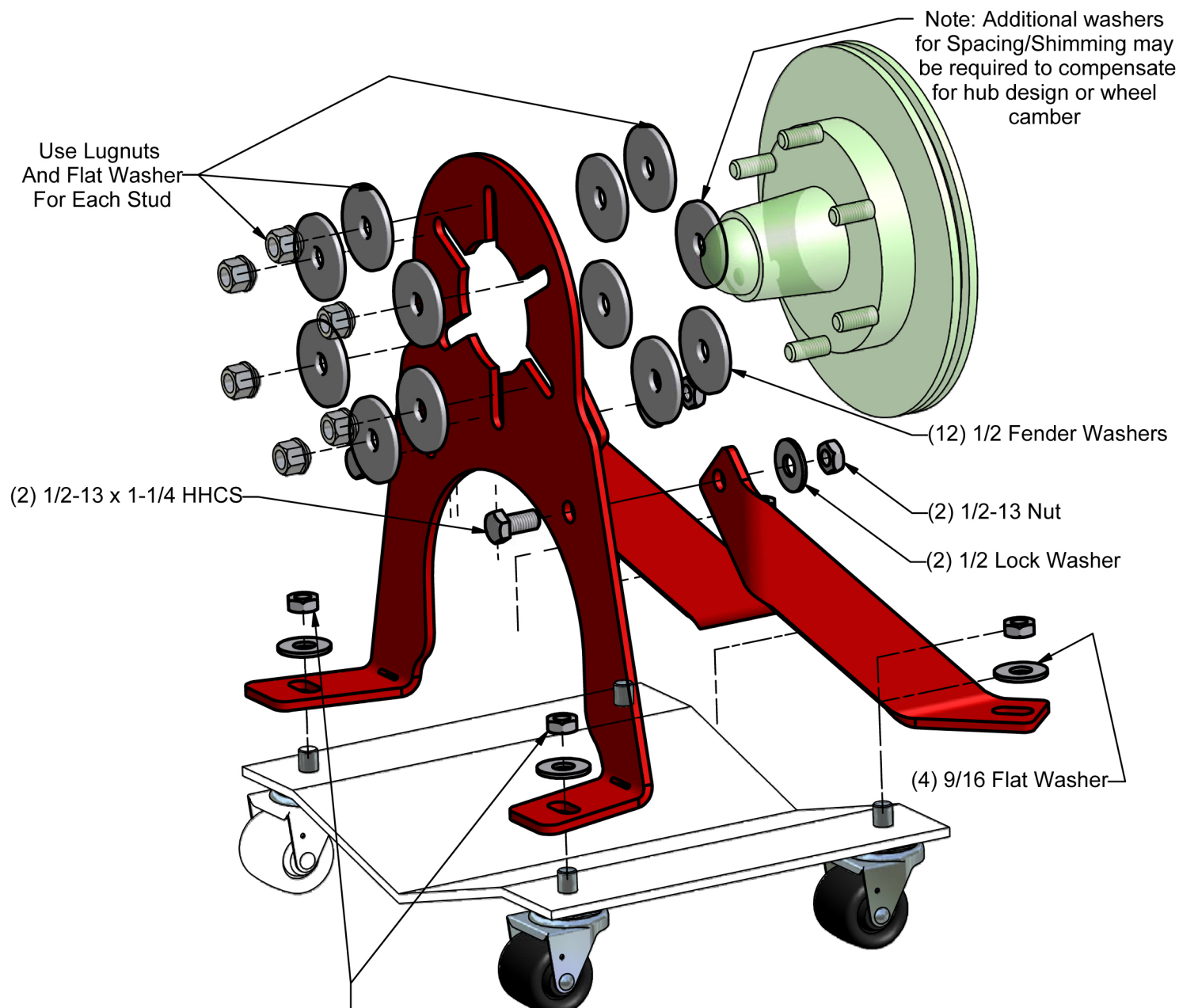
DO NOT OVER-TIGHTEN BOLTS! DOING SO WILL RESTRICT CASTER MOVEMENT!



STOP

1. TAKE CAUTION ROLLING ON ROUGH SURFACES AND EXPANSION JOINTS. TIPPING MAY OCCUR! LOCK AXLES WHENEVER POSSIBLE
2. IF FOR ANY REASON PARTS ARE MISSING DUE TO SHIPPING PLEASE CALL:
1-800-568-7423 EXT 188

6-Bolt Roll Around Assembly



Remove Current (Nut & Lock Washer 4x)
Install Hub Support Adaptor Kit
Reinstall Nuts And Washers Provided With Kit (As Shown)
NOTE: Install all bolts loosely, and tighten sequentially until all bolts are tight. Do not over-tighten, see note below.

DO NOT OVER-TIGHTEN BOLTS! DOING SO WILL RESTRICT CASTER MOVEMENT!



STOP

1. TAKE CAUTION ROLLING ON ROUGH SURFACES AND EXPANSION JOINTS. TIPPING MAY OCCUR! LOCK AXLES WHENEVER POSSIBLE
2. IF FOR ANY REASON PARTS ARE MISSING DUE TO SHIPPING PLEASE CALL:
1-800-568-7423 EXT 188